



## SRS3000 1U Splice Only Shelf

**Prysmian Part Number: See below**



The SRS3000 Splice Only Shelf is a 1U shelf for the splicing of up to 48 fibres. The shelf can be installed into 19" and ETSI racks, street side or wall mounted cabinets. The product consists of a metal chassis, a plastic light weight splicing module and a cable anchoring system. The product can be used for a variety of configurations such as cable to cable splicing, cable to blown fibre splicing or cable to ruggedised pigtail splicing. For cable to cable or blown fibre splicing, the shelf is supplied with a bulkhead connector panel fitted with six 5mm bulkhead connectors. For cable to ruggedised pigtail splicing the shelf is supplied with panels that enable Aramid restraints to be fitted and secured.

### Features and Benefits

- Suitable for installation into 19"/ ETSI / ANSI racks, wall mounted cabinets and street-side cabinets.
- The shelf has a capacity of up to 48 fibre splices.
- The shelf is supplied with splice protector holders for 2.2mm heat shrink splice protectors. Crimp splice protectors can also be accommodated by using crimp splice protector holders. Refer to additional items.
- Can accommodate most cable types including blown fibre tube cables.
- Splice module pivots outwards for easy fibre access and maintenance.
- The shelf can be used for optical splitters and other passive devices in alternative configurations. Please contact Prysmian for further information.
- The drop down front panel prevents accidental disconnection of fibre routing tubes during installations.
- All fibres are positively bend managed to a 30mm radius
- Supplied with a large cover label and front panel labels for easy identification and data recording.
- Splice bay is covered with a detachable lid (secured with two screws) to protect the fibres once installed.

### Kit Contents

The SRS3000 Splice Only Shelf is available in two versions.

The Cable to Cable shelf is supplied with two ARS cable anchor brackets, routing tube, a bulkhead connector panel with six 5mm bulkhead connectors and a rack fixing kit.

The Cable to Pigtail SRS is supplied with one ARS cable anchor bracket, routing tube, two Aramid restraint panels and a rack fixing kit. Aramid restraints are ordered separately as required.

### Additional Items - Required

- Splice protectors

### Additional Items - Optional

- Crimp Splice Protector Holders
- ETSI Conversion Brackets
- Rear Mounting Bracket
- ARS Cable Anchor (additional)
- Aramid Restraint Kits

### Part Numbers

- SRS1-200 = Cable to cable / Blown Fibre
- SRS1-201 = Cable to ruggedised pigtails

## Technical Data

- Max number of splices 48
- Splice protectors accommodated: 2.2mm heat shrink or crimp
- Max number of output patchcords: 48 with 2mm diameter patch cords
- Max Cable Diameter: 14mm
- Required space envelope (mm): (w) 447 x (d) 245 x (h) 44.5
- Operating temperature: -20°C to + 60°C (5 to 93% RH)
- Material:-
  - Metalwork: Mild Steel
  - Plastics: High Impact Polystyrene
- Finish:-
  - Metalwork: Painted light grey RAL 7035
  - Plastics: Light Grey RAL 7035
- Testing:-
  - Optical: Tested at 1310nm,1550nm and 1625nm
  - Dry heat: BS EN 60068-2-2 Test Bb
  - Damp heat: IEC 60068-2-3: 1969
  - Change of temperature: IEC 60068-2-14: 1984
  - Vibration: IEC 60068-2-6: 1995
  - Shock: IEC 60068-2-27: 1987

## Logistics

- Packing Dimensions (mm): (w) 560 x (d) 290 x (h) 175
- Packed Weight (kg): 2.95
- Net weight (kg): 2.40

## Additional Items

### Heatshrink Splice Protector

Splice protectors are used to protect the fibre splice. They are 2.2mm in diameter and 45mm in length.


**Prysmian Part No - XPESC00053 (pack of 50)**  
**- XKTSC00050 (pack of 12)**



### Crimp Splice Protectors

Crimp Splice Protectors are used to protect the fibre splice. They are 1.3mm wide x 3.2mm high x 30mm long.

**Prysmian Part No. - XKTSC00020**



### Crimp Splice Protector Holders

Crimp splice protector holders are used to install crimp splices into the SRS3000 shelf. They are supplied as a pack of 10 pieces with each piece able to accommodate 12 crimp splice protectors. Heat shrink splice protector holders are used to install heat shrink splices of 2.2mm into the SRS300 shelf. They are also sold as a pack of 10. Note that heat shrink splice protector holders are already supplied with the shelf and this kit is intended for spares only.




**Prysmian Part No. - XSRSC00358 (pack of 10) - Crimp Splice Protectors**  
**- XKTSC00377 (pack of 10) - Heat Shrink Splice Protectors**

### ETSI Conversion Brackets.

ETSI conversion brackets enable the SRS3000 shelf to be installed into an ETSI rack. They are secured to the unit using four fixing screws.


**Prysmian Part No. - XKTSC00171 Grey**



### Rear Mounting Bracket

The Rear Mounting Bracket is used to install an SRS3000 shelf into a rear mounted rack. The bracket simply bolts to the back of the SRS shelf and provides fixing holes for securing to a rear mounted 19" rack. .


**Prysmian Part No. - XSRSC00361**



## Additional Items continued

### SRS - ARS Cable Anchor Kit

The ARS Cable Anchor kit is used to install an additional cable into an SRS3000 shelf. The kit enables a single cable to be anchored and for the fibres to be distributed onto the shelf. The ARS is suitable for cables between 12 and 48 fibres. Bend limiting routing tubes to protect the fibres being routed to the shelf are also supplied in the kit. The ARS also allows for the anchoring / termination of both the cable strength member and any Aramid within the cable construction.



**Prysmian Part No. – XSRSC00360**

### Blown Fibre Manifold

The Blown Fibre Manifold is used to take up to 6 blown fibre tubes of 5mm in diameter onto one SRS3000 shelf. The manifold fits onto the back of the SRS3000 shelf and is supplied with a protective cover.



**Prysmian Part No. – XKTSC00257**

### Aramid Restraint Kit

The Aramid Restraint Kit provides strain relief (up to 8Kg) for Aramid yarns from single fibre cables. The restraints are used to anchor the jumper cables onto the SRS shelf panel. Each restraint can terminate up to two ruggedised single fibre cables of up to 2.8mm in diameter.



**Prysmian Part No. – XAPSC00546 (pack of 10)**

Please contact your local sales office listed on [www.prysmiangroup.com](http://www.prysmiangroup.com)

© Prysmian Group 2012, All Rights Reserved.

The information contained within this document must not be copied, reprinted or reproduced in any form, either wholly or in part, without the written consent of Prysmian Group. The information is believed correct at the time of issue. Prysmian Group reserves the right to amend this specification without notice. This specification is not contractually valid unless specifically authorised by Prysmian Group.